


TE/MTZ

NEW

DIGITAL MULTI-ZONE LINEAR METAL DETECTOR ARRAY



- **ULTRA HIGH SENSITIVITY** to all magnetic and non-magnetic metals, including stainless steel
- **HIGH PRECISION ZONING** with 300 mm step
- **WIDE DETECTION SPEED RANGE:** from 1 up to **1500 m/min**
- **DURABLE DETECTION SURFACE**
- **COMPLETE CONNECTION** to data recording systems (external vision inspection devices)
- **INTERNAL DATA LOGGING** with data and timestamp for Quality Control
- **COMPACT** and **ROBUST CONSTRUCTION**
- Very high electrical and mechanical **IMMUNITY**
- Remote display and keyboard unit available (**RCU**)
- **CONTINUOUS AUTOTEST** on each individual zone
- Automatic measurement of the **INSTALLATION QUALITY** and **ENVIRONMENTAL COMPATIBILITY**
- **WIDE OPERATING TEMPERATURE RANGE**

- ✓ **MULTI-ZONE INDICATION** OF METAL FRAGMENTS POSITION

BENEFITS

- ✓ QUALITY CONTROL
- ✓ PROTECTION OF MACHINERY
- ✓ MINIMUM PRODUCT REJECT

APPLICATIONS

- ✓ PAPER AND BOARD
- ✓ TEXTILE AND GARMENT
- ✓ PLASTICS AND RUBBER
- ✓ RECYCLING
- ✓ NON WOVEN
- ✓ FIBER GLASS FILM



w w w . c e i a . n e t



Quality control at its finest

CEIA TE/MTZ detector is a new member of the CEIA family of textile industrial detectors which combines and enhances the exceptional performance of the TE model with the ability to identify and signal, with a 300 mm pitch, the transit zone of the contaminating metal.

The new detector **complies with the requirements of Industry 4.0**, allowing the increase of the plant productivity and the improvement of the product quality.

CEIA TEXTILE QUALITY CONTROL

CEIA began the design and production of solid state metal detectors for textile machinery protection right from its foundation, in the 1960s, offering since then top performances in terms of sensitivity and immunity to environmental interference. **To date, tens of thousands of CEIA TE devices, installed all over the world, protect textile machineries from possible damage** caused by the presence of metal contaminants, with uninterrupted reliability and constant performance.

Metal fragments, in the form of small objects, such as pins, needles, or staples, accidentally present in the fabric in the various processing phases, can cause scratches, dents, or gouges in the machinery, for instance on the calendars roller surfaces, leading to compromised fabric quality and permanent damage. In these cases, the loss of production and the repair operations involve significant costs.

By utilizing CEIA metal detectors, textile manufacturers can safeguard their machinery from metal contamination. CEIA TE detectors enable early detection of the metal contaminants and automatic shutdown of the machine, halting the roller rotation to prevent further contact with the metal object. **This not only protects the machinery but also ensures fabric quality and uninterrupted operation of the textile production process.**

CEIA TE/MTZ

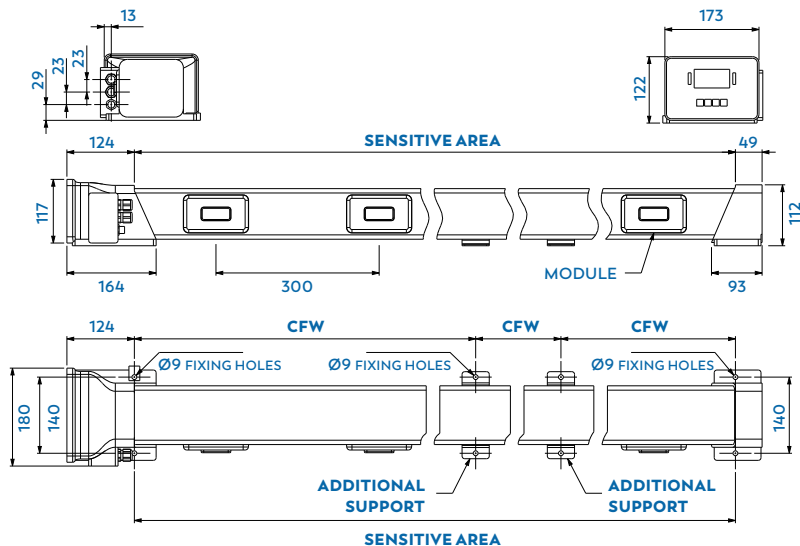
CEIA TE/MTZ detector is a new member of the CEIA family of textile industrial detectors which combines and enhances the exceptional performance of the TE model with the ability to identify and signal, with a 300 mm pitch, the transit zone of the contaminating metal.

The detection area covers the entire fabric width and the **process transit speed spans from 1 to 1500 m/min.** Each section of the TE/MTZ detector is independent from the others and corresponds, in itself, to a complete enhanced single-zone TE detector.

The new detector complies with the requirements of Industry 4.0, allowing the increase of the plant productivity and the improvement of the product quality. To this end, it is equipped with data logging capabilities and communication with external production PLCs and IT systems.

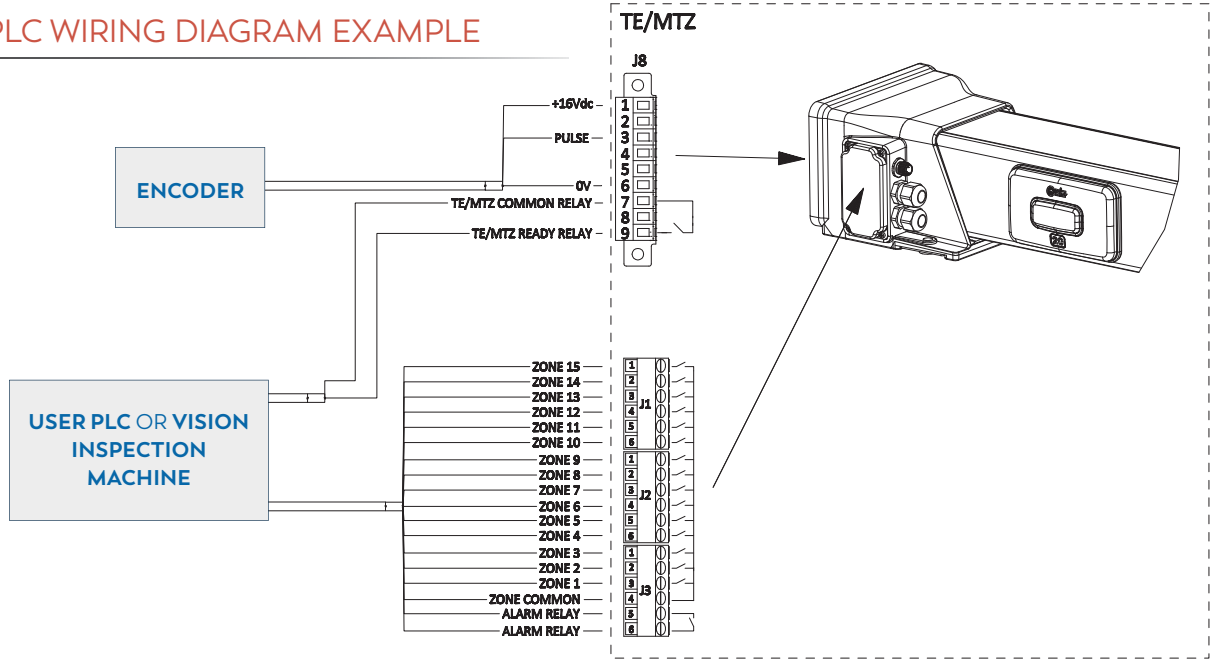
The TE/MTZ detector is **available in several versions, with sensitive area width spanning from 1300 mm to 4500 mm.** The power system allows input voltages between 100V and 240V, adapting to all worldwide electrical distribution standards.

TE/MTZ OVERALL DIMENSIONS (mm)

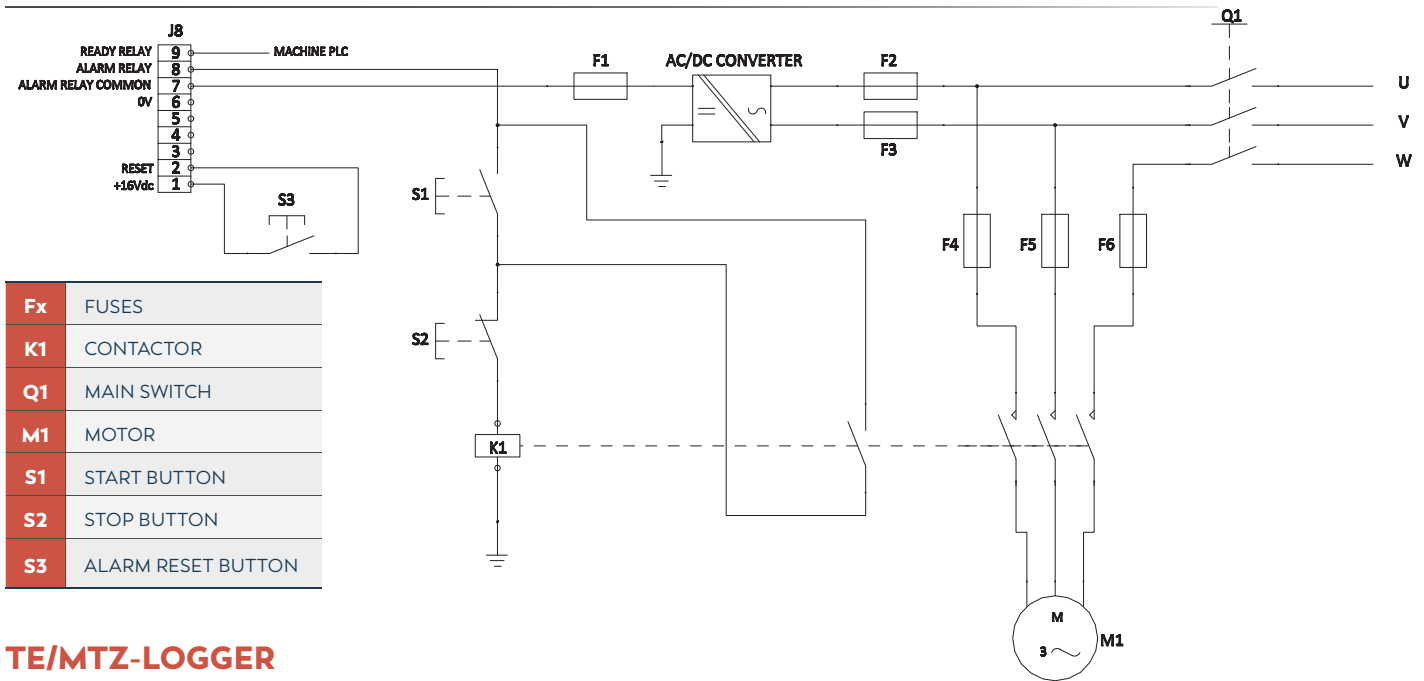


| MODEL | SENSITIVE LENGTH | CENTRAL INSTALLATION BRACKETS | CFW DISTANCE (mm) | ALARM ZONES |
|-------------|------------------|-------------------------------|-------------------|-------------|
| TE/MTZ-1300 | 1300 mm | none | - | 4 |
| TE/MTZ-1500 | 1500 mm | none | - | 5 |
| TE/MTZ-1700 | 1700 mm | none | - | 6 |
| TE/MTZ-1900 | 1900 mm | none | - | 6 |
| TE/MTZ-2100 | 2100 mm | none | - | 7 |
| TE/MTZ-2300 | 2300 mm | none | - | 8 |
| TE/MTZ-2500 | 2500 mm | none | - | 8 |
| TE/MTZ-2700 | 2700 mm | none | - | 9 |
| TE/MTZ-2900 | 2900 mm | none | - | 10 |
| TE/MTZ-3100 | 3100 mm | 1 | 1550±3 | 10 |
| TE/MTZ-3300 | 3300 mm | 1 | 1650±3 | 11 |
| TE/MTZ-3500 | 3500 mm | 1 | 1750±3 | 12 |
| TE/MTZ-3700 | 3700 mm | 1 | 1850±3 | 12 |
| TE/MTZ-3900 | 3900 mm | 1 | 1950±3 | 13 |
| TE/MTZ-4100 | 4100 mm | 1 | 2050±3 | 14 |
| TE/MTZ-4300 | 4300 mm | 2 | 1433±3 | 14 |
| TE/MTZ-4500 | 4500 mm | 2 | 1500±3 | 15 |

TE/MTZ TO PLC WIRING DIAGRAM EXAMPLE



TE/MTZ LINE STOP WIRING DIAGRAM EXAMPLE



TE/MTZ-LOGGER

- MANAGEMENT OF ROLLS
 - Start set
 - End
 - Data clear
- REAL TIME VISUALIZATION OF THE FOLLOWING ROLL DATA
 - Current Length
 - Number of Alarms on each section and zone
 - Amplitude and position of the last alarm.
- DATA REPORT CREATION FOR EACH ROLL SECTION
 - Roll Name
 - Section name
 - Roll length
 - Date and time of roll start and end
 - Position and amplitude of each alarm





COMPACT AND ROBUST CONSTRUCTION

AUTOLEARN FUNCTION

WIDE DETECTION SPEED RANGE

MULTI-ZONE INDICATION OF METAL FRAGMENTS POSITION

SPECIFICATIONS

| | | |
|--|---|--|
| KEY FEATURES | Sensitivity area length: | from 1300 mm to 4500 mm |
| | Detection speed: | from 1 up to 1500 m/min |
| | Detection capability: | ultra high Sensitivity to magnetic and non-magnetic metals, including stainless steel |
| | Detection zones: | from 4 to 15 zones, step 300 mm |
| | Immunity: | high Immunity to mechanical & electrical interferences |
| | Applicable to: | all type of fabrics and materials |
| SIGNALLING | Audible | Internal buzzer |
| | Visual | Graphic display with bar-graph indication Bright indicators on Control Panel: RED (alarm or fault) WHITE (power supply) RGB indicator on each zone |
| PROGRAMMING | Type | Local: through built-in keyboard Remote: wireless BT or RS232 |
| | Data capabilities | Internal memory: 1000 events, 20 products |
| | Programming access | 2 access levels: Operator and Supervisor |
| INTERFACES | RS232 (2 ports) and BT wireless | |
| | Range of Fieldbus available as option | Ethernet/IP • Profinet • Profibus • EtherCAT Modbus-TPC • Profinet-OPC-UA |
| INPUTS | Connection for | Alarm reset and Encoder input |
| OUTPUTS | Solid state relay programmable 30 V 0.5A max | 1 Alarm relay (on SCD board) |
| | | 1 Ready relay (on SCD board) |
| | | 1 Alarm relay (on SCN board) |
| | | 15 Zone alarm relay (on SCN board) |
| POWER SUPPLY (external AC/DC adapter) | Voltage | 100-240 V~ 1ph - 50/60 Hz |
| | Current | 0.85A max |
| SAFETY | Galvanic isolation of line voltage | |
| | Low operating voltage No danger for the operator | |
| | Compliant with international standards of safety and radio interference | |
| ENVIRONMENTAL DATA | Temperature | Operating -10 to +50 °C |
| | | Storage -25 to +60 °C |
| | Relative humidity | Higher product temperature on demand |
| CERTIFICATION AND CONFORMITY | 5 to 90 %, without condensation | |
| | • Low Voltage (LVD) Directive 2014/35/EU | |
| | • EN 60204-1:2018 Safety of machinery - Electrical equipment of machines - Part 1: General requirements | |
| | • Electromagnetic Compatibility (EMC) Directive 2014/30/EU | |
| | • EN 61000-6-4:2007 + EN61000-6-4:2007/A1:2011 Electromagnetic compatibility (EMC) -- Part 6-4: Generic standards - Emission standard for industrial environments | |
| | • EN 61000-6-2:2005 + EN 61000-6-2:2005/AC:2005 Electromagnetic compatibility (EMC) -- Part 6-2: Generic standards - Immunity for industrial environments | |

MODERN, RUGGED AND USER FRIENDLY PROGRAMMING

- Industrial rate design
- Rapid data entry
- Easy to read, high-contrast graphic OLED display
- Rugged, antivandalic stainless steel keyboard



REMOTE CONTROL UNIT (RCU)



- Separate control unit available

QUALITY CONTROL SAMPLES

CEIA offers samples for quality assurance testing certified



phone +39 0575 4181 • qa-detectors@ceia-spa.com

www.ceia.net

