




NEW CERTIFIED
IP66 CONTROL
UNIT

HI-PE

WALK-THROUGH MULTI-ZONE METAL DETECTOR

KEY FEATURES

- Accurate Detection of magnetic, non-magnetic and mixed-alloy metal weapons
- High Discrimination and Throughput
- Exceptional Immunity to external interferences
- Unmatched Reliability
- Rapid Installation
- Panel Design



www.ceia.net

THREAT DETECTION THROUGH ELECTROMAGNETICS



The **HI-PE** is a high performance walk-through Multi-Zone Metal Detector which **meets all International Security Standards**.

A “height on person” display actually indicates, by means of illuminated LED’s, the position of the weapon on the person.



ACCURATE DETECTION OF ALL METALLIC THREAT ITEMS

- Capable of detecting a wide range of threat objects composed of magnetic, on-magnetic metals and mixed alloys
- Quick, accurate analysis of all parts of the body of people in transit, from the shoe level to the crossbar
- Cutting-edge discrimination technology allows personal effects to be ignored, creating rapid transit flow
- Superior CEIA reliability slashes total cost of ownership



The HI-PE is a high performance walk-through Multi-Zone Metal Detector which meets all International Security Standards. A “height on person” display actually indicates, by means of illuminated LED’s, the position of the weapon on the person.

The HI-PE allows a high level of discrimination between significant metal masses, such as the weapons which are to be detected, and personal metal effects.

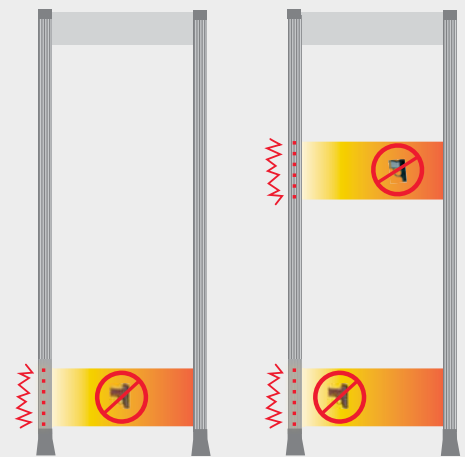
The overall system is characterized by sturdy, reliable electronic and mechanical construction, and ease of installation.



NEW CERTIFIED IP66 CONTROL UNIT

- New integrated design
- Total compatibility with IP20 (plastic) and IP65 (stainless steel) control units
- Robust structure through the use of high-performance polymers for the construction of housing
- Waterproof / Dustproof: IP66 compliant (IEC 60529)
- Exceptional impact resistance at low and high temperatures and resistance to corrosion from atmospheric agents
- Display made with specific polymer to improve the visibility of the LEDs by increasing the definition and clarity

VISUAL ALARM ZONE INDICATION



Single & Multiple Location of the Metal Mass Detected

EXCEPTIONAL IMMUNITY



Exceptional immunity to environmental interferences makes the Metal Detector easy to use even when electrical noise is encountered.

HI-PE/PZ MODEL CONFIGURATION

FEATURES

Compliant with the applicable Standards for Walk-Through Metal Detectors	●
2 display bars programmable as zone indicators and/or pacing lights	●
Dual Side 20 localization zones	●
Specific Shoe Alarm color indication	●
Antivandalic and Antitampering IP66 control unit	●
Powered by safe low voltage DC	●
RS-232 communication	●
Password and hardware key access protection	●
Anti-tamper on/off switch	●
High precision transit counter (2-beam)	●
Programmable Random Alarm capability	○
Weatherproof gate compliant with IEC 60950-22	○
Embedded battery back-up and charger	○
Integrated web-server & logger [includes Ethernet and USB interface]	○
Long life crossbar battery back-up	○
820 mm useful passage width	○

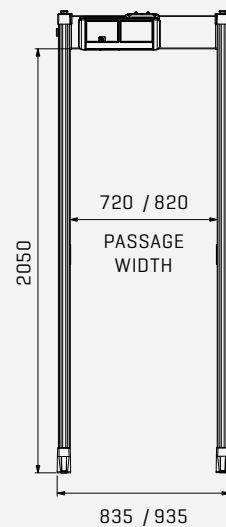
COMMUNICATION CAPABILITIES

TYPE OF OPERATION	ETHERNET	USB	INFRARED	RS-232
MAINTENANCE	○	○		●
REMOTE CONTROL	○		●	●
REMOTE DATA COLLECTION	○			

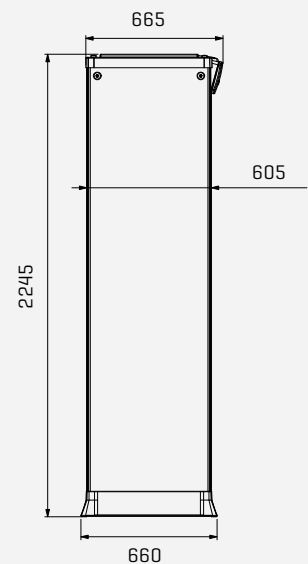
STANDARD ● OPTION ○

DIMENSIONS (mm)

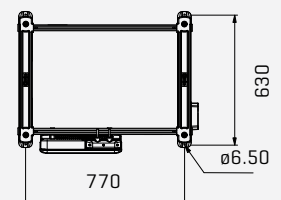
FRONT





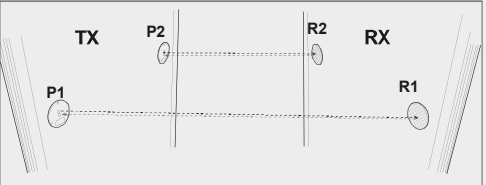


LATERAL










TOP



OPTIONS / ACCESSORIES

	DESCRIPTION	CODE
<p>APSiM2 PLUS Integrated Web-server & Logger, Battery Back-up and Charger</p>	<p>Lower Connection Module with anti-tamper on/off switch, RS-232 interface, internal battery back-up and the following functions:</p> <ul style="list-style-type: none"> ▶ Built-in 10/100 base T Ethernet LAN interface ▶ Web server for set-up and remote data log ▶ Real/Time clock with battery backup ▶ Non-volatile Memory for Metal Detector events storage 	 <p>APSiM2Plus/P</p>
<p>EMBEDDED BATTERY BACK-UP AND CHARGER</p>	<p>Lower Connection Module with anti-tamper on/off switch, RS-232 interface and internal battery back-up.</p> <p>The module provides an audible 'flat battery' signal activated when the battery charge goes below the operational limit of the device [signal endurance: about 12 hours].</p>	 <p>APSM2Plus/P</p>
<p>HIGH PRECISION TRANSIT COUNTER (2-BEAM)</p>	<p>The photocell system is composed of two photocell modules [P1 and P2], built into the Transmitter Antenna, and two retroreflectors [R1 and R2], built into the Receiver Antenna. They allow counting of people passing through the archway</p>	 <p>32716</p>
<p>IP65 CONFIGURATION</p>	<p>Outdoor sheltered permanent or non-sheltered short-term installations [single event entrance]. This kit includes shelters, and protection covers for power supply.</p>	 <ul style="list-style-type: none"> • 720 mm passage width [102710] • 820 mm passage width [102712]
<p>CROSSBAR BATTERY BACK-UP</p>	<ol style="list-style-type: none"> 1 Crossbar battery back-up in stainless steel case. Up to 10 h of autonomous working time. 2 Protection cover 	<p>55681</p>  <p>Protection cover:</p> <ul style="list-style-type: none"> • 720 mm passage width: 88858 • 820 mm passage width: 88861

OPTIONS / ACCESSORIES

	DESCRIPTION	CODE
<p>RCU2</p>	<p>Control unit for full remote access, including alarm signalling and programming of CEIA Metal Detectors.</p> <p>The connection is performed via serial cable connection or via BT (option).</p>	 <p>RCU2</p>
<p>MD-SCOPE</p>	<p>Powerful, PC based installation and service Software. Includes oscilloscope and terminal functionality.</p> <p>The connection is performed via BT (standard) or via cable connection.</p>	 <p>MD-SCOPE2</p>
<p>SUPPLY UNIT SERIES</p>	<p>1 MBSU LWSC (Light Weight Soft Case Version)</p> <p>2 MBSU-2</p> <p>Portable and compact battery back-up units and charger designed to supply DC voltage to CEIA equipment where mains is not available or as Uninterruptable Power Supply unit (UPS) in installations requiring continuous operations.</p> <p>The devices are extremely easy to use, and provide indication of the battery level and charging status.</p> <p>TYPICAL CONTINUOUS OPERATION</p> <ul style="list-style-type: none"> • MBSU LWSC: 14h • MBSU-2: 14h 	 <p>MBSU LWSC</p>  <p>MBSU-2</p>
<p>RRU</p>	<p>Remote relay unit (RRU) to repeat the detection alarms of the gate through a relay contact. The RRU module can be used for integration of the Metal Detector in interlocked door systems.</p> <p>An additional relay is available for a customer-specified application.</p>	<p>RRU-2</p>
<p>IRC-1</p>	<p>Infrared Remote Controller for wireless remote programming of the control unit.</p>	 <p>47180</p>
<p>UPPER CONNECTION MODULE</p>	<p>This module along with an extension cable allows the connection of power supply and serial communication to personal computers or CEIA accessories, such as RCU-2.</p>	<ul style="list-style-type: none"> • 46650 • 180 mm: 89040 • 5 m: 95352
<p>METAL DETECTOR DIVESTING TABLE</p>	<p>In combination with CEIA Walk-Through Metal Detectors, it is a temporary location of personal metal effects for people to be screened:</p> <p>1 Standard length: 610 mm</p> <p>2 Extended length: 1200 mm</p> <p>3 Outdoor version: 1300 mm</p>	 <p>STANDARD: 18074 EXTENDED: 39491 OUTDOOR: 67021</p>
<p>TEST SAMPLES KIT</p>	<p>Reference Samples for accurate verification of the Security Level. Includes guided procedures and certificate of calibration</p>	 <ul style="list-style-type: none"> • 3497 [NILECJ-STD -0601.00 LEVEL 2] • EMD-SK-GAL [GA test pieces]

VISUAL ALARM WITH ZONE INDICATION



SPECIFICATIONS



KEY FEATURES	Accurate Detection of magnetic, non-magnetic and mixed-alloy metal weapons	
	Wide range of threat detection from guns to 1/2 cutter blade	
	High Discrimination and Throughput	
	Exceptional Immunity to external interferences	
	High precision bidirectional counter with automatic rescreening compensation	
	Random alarm capability programmable from 0% to 100%	
	Powered by safe low voltage DC	
	Standard Interfaces: RS-232, Infrared	
Other available interfaces: Ethernet, USB		
QUALITY	Continuous self diagnostic system	
	Proven reliability	
	No periodic re-calibration and preventive maintenance required	
	No scheduled maintenance	
Fully digital design		
GATE STRUCTURE	State-of-the-art, robust and washable panels	
	Protected against aging, weather and wear	
ALARM SIGNALLING	VISUAL SIGNALS	Multi-zone display bar for "height on person" localization
		2 light bars with selectable entry/exit and pacing indication
	Green and red metering signals proportional to the mass of the detected target	
	AUDIO SIGNALS	10 selectable continuous and pulsed tones
10 selectable sound intensities ranging from 0 to 90 dbA at 1m		
TYPE OF SIGNALLING	VISUAL	Fixed or proportional to the mass in transit - visible from 6m under lighting of 4000lux.
	VISUAL ZONE INDICATION	2, 4, 8 or 20 independent zones selectable
PROGRAMMING	Remote via RS-232, Infrared Remote Control Unit or Ethernet 10/100 base T interface	
	Security level: International Standard (IS) command	
	Local by Control Unit alphanumeric display and keyboard	
	Programming access protected by user and super-user passwords	
OPERATIONAL FEATURES	Quick reset time as short as 0.2 seconds for high throughput rate	
	Very high detection speed [up to 15 m/sec.]	
	One-touch key reading of inbound, outbound and Security Level Data	
INSTALLATION DATA	Automatic synchronisation between two or more metal detectors with distance of down to 5 cm without the use of external cables	

ENVIRONMENTAL DATA

- Power Supply : 100...277V~ ±10%, 47...63Hz, 15 VA typical consumption
- Operating temperature: -20°C to +65°C [-37°C to +70°C upon request]
- Storage temperature: -37°C to +70°C
- Relative humidity: 0 to 95% [without condensation]

CERTIFICATION AND COMPLIANCE

- Compliant with the applicable Standards for Walk-Through Metal Detectors
- Compliant with the applicable electromagnetic Standards on Human Exposure and Pacemaker Safety
- Compliant with applicable International Standards for electrical safety and EMC
- Harmless to magnetic media

COMPREHENSIVE SUPPORT

CEIA PROVIDES FULL OPERATIONAL AND TECHNICAL TRAINING SUPPORT BY CERTIFIED PERSONNEL EITHER AT CEIA FACILITY OR AT CUSTOMER SITE.



CEIA - Zona Industriale 54, 52041 Viciomaggio - Arezzo (ITALY)
T +39 0575 4181 • **F** +39 0575 418298 • **E** infosecurity@ceia-spa.com

www.ceia.net

CEIA reserves the right to make changes, at any moment and without notice, to the models (including programming), their accessories and options, to the prices and conditions of sale DP060K0048v4000hUK - 56939 (2021)

